






How to RESET PASSWORD in Parent Portal? (FORGOT PASSWORD)

1. Open  Chrome OR Mozilla  Firefox OR Internet 
2. Write the school URL “stpcampuscare.in” in address bar.
(you will be routed to the Log In credential page)
3. Then, click on “Reset Password” text given below the Sign in button.
4. Enter Registered Mobile No. and click on “Reset” Button.
5. You will get an SMS on your registered mobile no. along with login credentials.

Please call or write for assistance:

PARENT HELP DESK (8 A.M. to 8 P.M.) : Tele No. 011- 43193335 , E-Mail: parentdesk@entab.in